



Indoor Air Quality Problems and the Rebates Available to Address Them

Fixing Air Quality Problems Saves Energy & Money

By Bruce Severance, Energy Analyst, CK Builders Energy Division Manager

Bio-toxin Illnesses and Remedial Case Studies

By Cindy Edwards, Energy Analyst, General Contractor, Bio-Toxin Consultant

An
Energy
Upgrade
California™
Program
Authorized
Contractor



Are Indoor Air Quality Problems Real?

- A 2013 EPA Study found that 30 million homes in the US have indoor air quality issues.
- That's a quarter of US households.
- Most problems are mold related.
- Many of these occupants are experiencing symptoms and are not always connecting the illness with the house.

– Advancing Healthy Homes – A Strategy for Action, by HUD & EPA

An
Energy
Upgrade
California™
Program
Authorized
Contractor



Stats on Indoor Air Quality:

- People in the U.S. spend about 90% of their time indoors.

US EPA, (1987). The Total Exposure Assessment Methodology (TEAM) Study

- EPA studies indicate indoor levels of pollutants are up to ten times higher than outdoor levels.

Environmental Protection Agency (2008). An Introduction to Indoor Air Quality.

An
Energy
Upgrade
California™
Program
Authorized
Contractor





75% Increase in Respiratory Problems Since 1980's

An
Energy
Upgrade
California™
Program
Authorized
Contractor



Asthma Statistics

NATIONAL INSTITUTES OF HEALTH
National Heart, Lung, and Blood Institute

Data Fact Sheet

Asthma Statistics



Introduction

The prevalence of asthma has been increasing since the early 1980s for all age, sex, and racial groups. The overall age-adjusted prevalence of asthma rose from 30.7 per 1,000 population in 1980 to a 2-year average of 53.8 per 1,000 in 1993-94. This represents an increase of 75 percent. The prevalence among children ages 5 to 14 increased 74 percent.

others to become more involved in asthma education, the NAEPP has developed this *Data Fact Sheet on Asthma Statistics* to indicate the magnitude of the problem.

Prevalence

In 1995, the prevalence of self-reported asthma was 56.8 per 1,000 persons. The prevalence was higher among children than adults and higher among blacks than whites. Among the general population, the prevalence of asthma was higher among females than males (Figure 1); however, among children, the prevalence was higher among males.

The prevalence of asthma has been increasing since the early 1980s for all age, sex, and racial groups. The overall age-adjusted prevalence of asthma rose from 30.7 per 1,000 population in 1980 to a 2-year average of 53.8 per 1,000 in 1993-94. This represents an increase of 75 percent. The prevalence among children ages 5 to 14 increased 74 percent, from 42.8 per 1,000 in 1980 to an average of 74.4 per

Why do Widespread Indoor Air Quality Problems Go Unidentified?

- Causes are complex.
- No “warning light” for many issues
- CO detectors are inadequate
- “People spend more time looking at kitchen counter tops rather than the issues that can cause serious health problems”.
 - Nancy Harvey Steorts, Realtor, Author of Your Home Safe Home

An
Energy
Upgrade
California™
Program
Authorized
Contractor





Benefits of Making Your Home Healthier:

- Monthly savings on utility bills
- Up to 15% return on investment
- Reduced environmental impact
- Increased resale value (8% to 30%)
- Lower medical bills, reduce symptoms

An
Energy
Upgrade
California™
Program
Authorized
Contractor



Does Your House Have Issues?

- Any allergies?
- Dusty?
- Mold?
- Windows leak air or condense water?
- Crawlspace damp?
- Drafty, too hot or too cold?

An
Energy
Upgrade
California™
Program
Authorized
Contractor



Reasons for High Indoor Pollutants

- Duct leakage and air leakage draws in toxins
- Unbalanced ventilation
- Inadequate ventilation
- Moisture accumulation fostering mold
- Radon: 2nd leading cause of lung cancer.
- Toxins outgassing from building materials.

An
Energy
Upgrade
California™
Program
Authorized
Contractor





Home Air Infiltration

The single biggest factor affecting
comfort, indoor air quality,
and energy efficiency

An
Energy
Upgrade
California™
Program
Authorized
Contractor



Typical Heating System Problems

- Average home has 30% duct leakage!!!
- Causes toxin infiltration
- All homes before 2004 have issues.
- Use anything but “duct tape”.



See Anything But Duct Tape, by Lawrence Berkeley Labs for the DOE

Open Stud Wall HVAC Return

Pulls dust from attic
through stud bays –
Really bad air!!



An
Energy
Upgrade
California™
Program
Authorized
Contractor



New HVAC & Energy Code!

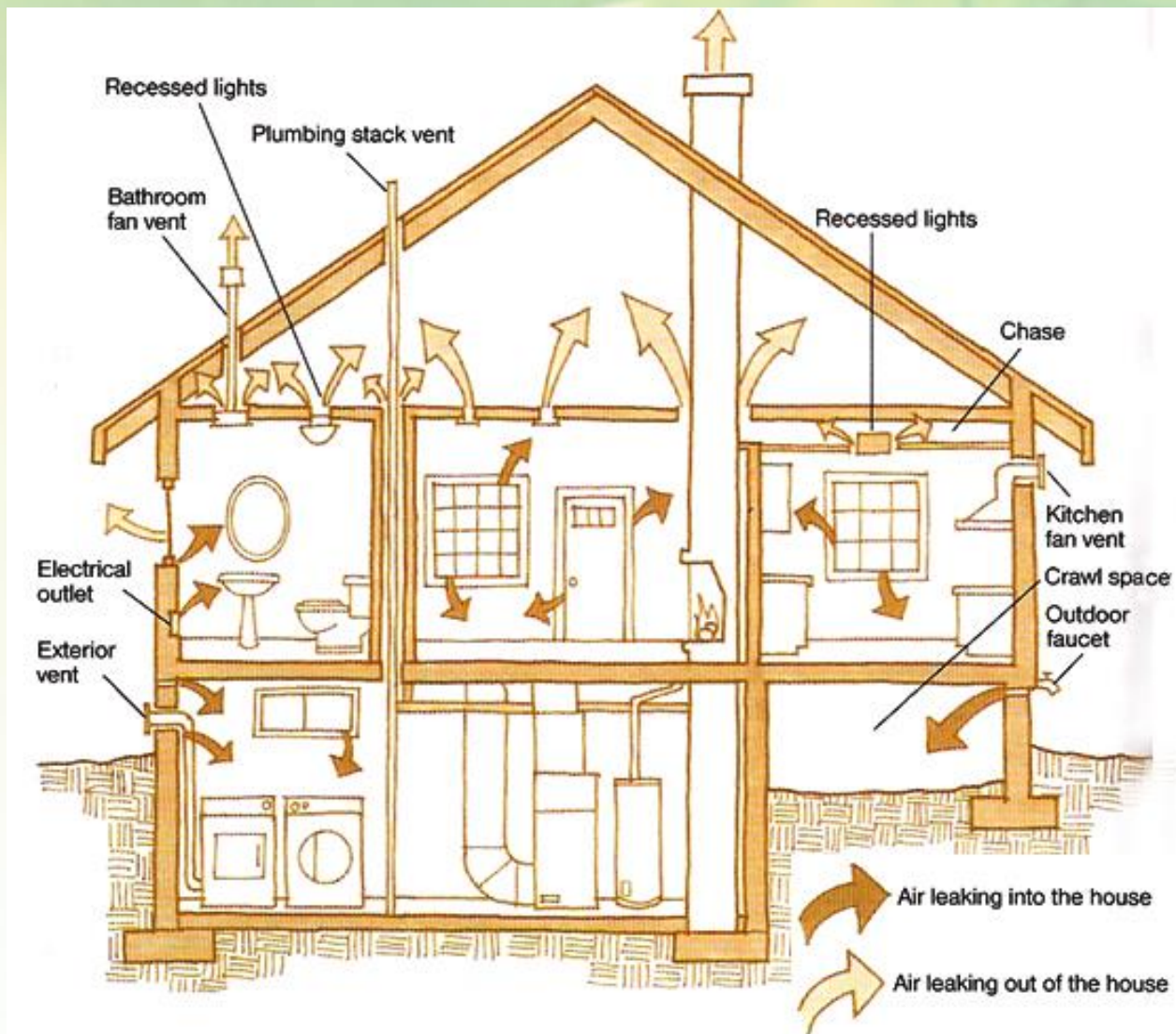
- **If HVAC contractor is not filing for permits, they are ripping you off!**
- 95% of furnace replacements in county don't meet code, have combustion safety issues and increase air quality issues.
- Most systems are oversized for house.
- Most systems oversized for ducts = stressed heat exchanger=CO danger!

An
Energy
Upgrade
California™
Program
Authorized
Contractor



Where Does Your Home Leak?

An
Energy
Upgrade
California™
Program
Authorized
Contractor



How Do We Measure Leakage?

An
Energy
Upgrade
California™
Program
Authorized
Contractor



Blower
Door
Test



Where Does Your Air Come From?

Every cubic foot of air that leaves is replaced by a cubic foot from outside.

Is your “make up air” coming from a healthy source?

Lawrence Berkeley Lab says 40% of of your “fresh” air comes from the crawlspace.

An
Energy
Upgrade
California™
Program
Authorized
Contractor



Where are the leaks?

- Electrical and plumbing holes
- Tub access panels in sub floor
- Unsealed sub floor
- Duct leaks in crawlspace



Old Style Can Lights Leak a Lot!

Replace
with
ICAT
rated!



An
Energy
Upgrade
California™
Program
Authorized
Contractor



Are You Breathing CO from Combustion Appliances?

- **25% of SLO County homes tested have combustion appliance safety issues.**
- 85% of homes have “depressurization” due to duct leakage and large fans.
- Can cause standard water heaters to draw flue gasses and CO into home.

An
Energy
Upgrade
California™
Program
Authorized
Contractor



Combustion Safety: This is Dangerous!!!

Dryer in small laundry room depressurizes room and causes water heater flue to “backdraft”

An
Energy
Upgrade
California™
Program
Authorized
Contractor



Carbon
Monoxide
and other
combustion
gasses
commonly
enter
the living
space!



Combustion Safety: Dangerous Conditions

Water heater flue
terminates in attic
or is broken in
attic.



An
Energy
Upgrade
California™
Program
Authorized
Contractor



Does Your CO Monitor Keep You Safe?

- **UL approved monitors are triggered if:**
 - 1) exposed to 30ppm for 30 days, or**
 - 2) 70 ppm for four hours, or**
 - 3) 150 ppm for under 50 minutes.**
- Harmful effects such as headaches and dizziness flue symptoms are felt at 35 ppm in 6 to 8 hours.
- OSHA allows 50 ppm for 8 hours.

An
Energy
Upgrade
California™
Program
Authorized
Contractor



What is a Safe Level of Carbon Monoxide?

- **UCLA study indicates only 5 ppm is linked to pregnant women having underweight children with smaller heads.**

Concentration	Symptoms
35 ppm (0.0035%)	Headache and dizziness within six to eight hours of constant exposure
100 ppm (0.01%)	Slight headache in two to three hours
200 ppm (0.02%)	Slight headache within two to three hours; loss of judgment
400 ppm (0.04%)	Frontal headache within one to two hours
800 ppm (0.08%)	Dizziness, nausea, and convulsions within 45 min; insensible within 2 hours
1,600 ppm (0.16%)	Headache, tachycardia , dizziness, and nausea within 20 min; death in less than 2 hours
3,200 ppm (0.32%)	Headache, dizziness and nausea in five to ten minutes. Death within 30 minutes.
6,400 ppm (0.64%)	Headache and dizziness in one to two minutes. Convulsions, respiratory arrest, and death in less than 20 minutes.
12,800 ppm (1.28%)	Unconsciousness after 2–3 breaths. Death in less than three minutes.

Chart from Wikipedia.org

An
Energy
Upgrade
California™
Program
Authorized
Contractor



How Dangerous is Radon?

- Naturally occurring odorless gas
- Second leading cause of lung cancer.
- 5.9% of SLO County residents live in homes with radon over EPA action level.
- Radon exposure produces no symptoms.
- Test kits are only about \$25
- There are ways to mitigate

An
Energy
Upgrade
California™
Program
Authorized
Contractor



Radon Problems in SLO

- In Templeton, 27.3% of homes are exposed to levels that exceed EPA action level

(4 picocuries/liter)

- 18.8% in Atascadero
- In Paso: 8.9%

-Based on 2008 Department of Public Health Indoor Radon Program survey of 918 homes in SLO County.
Radon Potential in San Luis Obispo County.

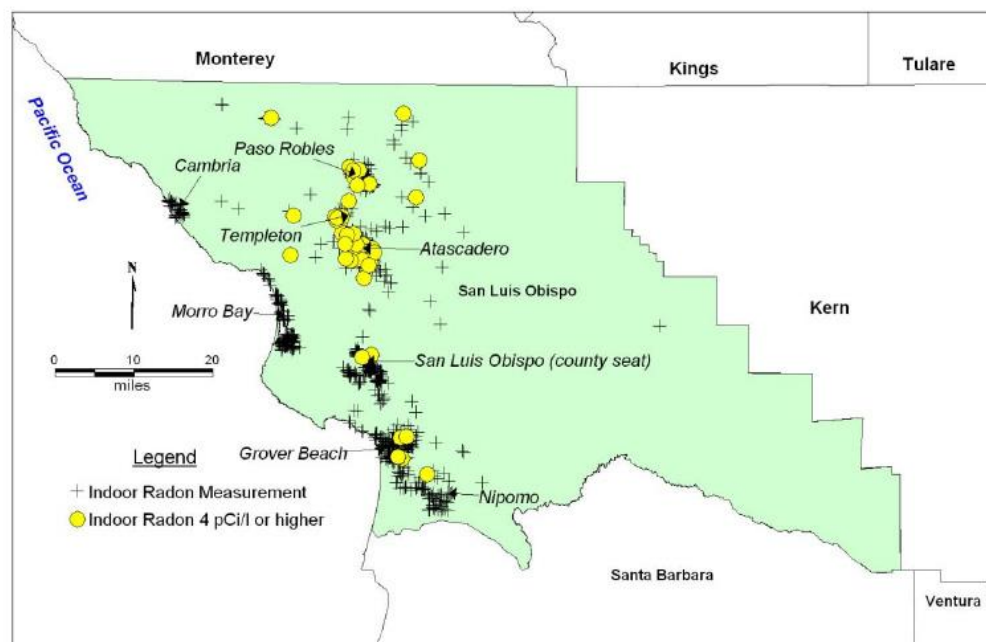


Figure 2. All CDPH Short-Term Radon Test Results for San Luis Obispo County—with 4.0 pCi/l or Greater Sites Shown as Yellow Circles

Why Have Dedicated Source of Fresh Air?

- Most homes don't have controlled source of fresh air (required in commercial building).
- HVAC can be designed to continuously draw air from outdoors, but this is not efficient.
- An ERV allows you to bring in fresh air without losing heat and also prevents depressurization.


An
Energy
Upgrade
California™
Program
Authorized
Contractor



ERV's: Fresh Air without Heat Loss!

Heat Recovery
Ventilator (HRV) and
Energy Recovery
Ventilators (ERV)

An
Energy
Upgrade
California™
Program
Authorized
Contractor





Rebates Available for Energy Upgrades!

- Energy Upgrade California has rebates for \$1000 to \$6500.
- Rebates usually cover 15% to 25% of the cost of repairs
- Energy upgrades always address indoor air quality

An
Energy
Upgrade
California™
Program
Authorized
Contractor



But Will it Add Market Value?

Market Trends

- 91% of U.S. home buyers would prefer to buy a home with energy-efficient features over a less-efficient home that is 3 percent cheaper.

National Assoc. of Home Builders Consumer Preference Survey, 2009

- 81% of U.S. home buyers prefer green homes. - McGraw Hill Survey, 2011

An
Energy
Upgrade
California™
Program
Authorized
Contractor





Bio-Toxin Illnesses and Remedial Case Studies

By Cindy Edwards

Bio-Toxin Consultant

Energy Analyst, General Contractor

President, CK Builders

An
Energy
Upgrade
California™
Program
Authorized
Contractor



What Causes Mold?

- Moisture: people cause 3 quarts of water vapor per day.
- Most houses are depressurized due to duct leakage and fans, causing bio-toxin infiltration.
- Inadequate and unbalanced ventilation



Moisture + Food = Mold

- Mold spores are everywhere
- Outdoor levels usually not an issue.
- Indoor levels can overwhelm sensitive individuals.



An
Energy
Upgrade
California™
Program
Authorized
Contractor



Typical Bio-Toxin Related Illness

- 24% of population has bio-toxin sensitivity gene
- CIRS: Chronic Inflammatory Response Syndrome
- Neurotoxicity (brain toxicity)
- Cytotoxicity (cell toxicity)
- Immune toxicity, cell depression & damage
(*Gray et al 2003; Thrasher and Crawley, 2009*)
- Molds linked to cancers, reduced blood flow to brain, damage to organs, soft tissue and bone
(*Dangers in Our Home Mold, Steven Gilbert, 2009, Toxipedia.org*)

An
Energy
Upgrade
California™
Program
Authorized
Contractor



Typical CIRS Symptoms

- Respiratory infections
- Flu-like symptoms
- Arthritis
- Neurological dysfunction
- Rashes and hives
- Swelling, edema
- Heart conditions

An
Energy
Upgrade
California™
Program
Authorized
Contractor



Dr. Shoemaker's Diagnostic Protocol

- 37-point diagnostic protocol
- Complicated interactions make causal links difficult.
- Differentiates CIRS from Lyme disease and Alzheimer's.
- Same gene causes higher sensitivity to Lyme
- SEE SURVIVINGMOLD.COM

An
Energy
Upgrade
California™
Program
Authorized
Contractor





CK Builders Case Study One

- Ice maker leaked onto wood floors. First contractor “remediated via disposal of flooring”.
- Containment was used during remediation.
- Their air testing showed insignificant spore levels.
- Previous consultant recommendations:
“improve air filtration, possible duct cleaning, and check for sources.”
- Symptoms persisted & CK Builders was called.

An
Energy
Upgrade
California™
Program
Authorized
Contractor



CK Case#1 Visual Findings



CK removed toe-kick vent (about four feet from ice-maker) revealing mold growing in cabinet supplying air.

An
Energy
Upgrade
California™
Program
Authorized
Contractor



CK Case#1 Visual Findings

CK removed
drywall to reveal
water damage
under adjoining
stairs.

An
Energy
Upgrade
California™
Program
Authorized
Contractor



CK Case#1 Visual Findings

Stair cavity
used as a
return duct,
pulled spores
into the HVAC
system.



An
Energy
Upgrade
California™
Program
Authorized
Contractor



CK Case#1 Visual Findings

Visible duct leakage at HVAC plenum contributes to bio-toxin infiltration.




An
Energy
Upgrade
California™
Program
Authorized
Contractor



CK Case#1 Visual Findings

Shower pan leak under second floor.



Exhaust fan access revealed hidden mold.

An
Energy
Upgrade
California™
Program
Authorized
Contractor



CK Case#1 Visual Findings



Moldy bath fan duct terminated in the attic causing more contamination.

An
Energy
Upgrade
California™
Program
Authorized
Contractor



CK Case Study One Summary

- Mold levels found by testing hidden sources reveals “black mold”. (Stachybotrys)
- Finding the hidden sources validates the CIRS patient. (No they are not crazy)
- Assessment by mold testing alone is unreliable.
- Invasive procedures (opening walls, etc.) are usually necessary but must be done correctly.

An
Energy
Upgrade
California™
Program
Authorized
Contractor





CK Builders Case Study #2

- Patient moved into a “newly remodeled” apartment. ERMI mold test (by others??) “passed”.
- Visual inspection revealed significant cross contamination.
- Inner wall cavity tested positive for mold in bathroom.
- Client able to break their lease to relocate.

An
Energy
Upgrade
California™
Program
Authorized
Contractor



CK Builders Case Study #2



This client was told that this was a newly remodeled building.

Contaminants
and mold visible
in attic.



An
Energy
Upgrade
California™
Program
Authorized
Contractor



CK Builders Case Study #2

- Water damaged roof sheathing reinstalled in the attic.(uncommon practice to put roof sheathing here)
- Leaky light fixture allows cross contamination.



An
Energy
Upgrade
California™
Program
Authorized
Contractor



Case Study #2 Summary

- Mold testing revealed toxic molds.
- Patient was able to validate their environment was causing their symptoms.
- Assessment findings prompted relocation without lease “early termination” fees.

An
Energy
Upgrade
California™
Program
Authorized
Contractor



CK Builders Case Study #3

- High water table allowed 1/4" of water in the basement.
- Previous Contractor's recommendations:
 1. Remove water source
 2. Remediate the basement
 3. Rebuild and move back in.
 - But it didn't work...

An
Energy
Upgrade
California™
Program
Authorized
Contractor



CK Builders Case Study #3

- Patient bio markers spiked higher after remediation.
- They moved into a (clean)camper to detox during the remediation/rebuild. The family member improved! 😊
- When the rebuild “by others” was completed they moved back into the home before performing a whole house cleaning. ☹️

An
Energy
Upgrade
California™
Program
Authorized
Contractor





CK Builders Case Study #3

- They got sicker after first remediation and rebuild. Why?
- The home had not been cleaned after the rebuild.
- The home was not air sealed to reduce cross contamination.
- The home did not have enough ventilation.
- Cross contamination occurred from agriculture business, school age children.

An
Energy
Upgrade
California™
Program
Authorized
Contractor





CK Builders Case Study #3

- CK's Solution: Build a permanent decontamination room that could be used to remove contaminants before entering the home. Contaminates from (Ag/school).
- To make the home safe: air seal and install two heat recovery ventilators (HRVs).
- HEPA sandwich clean the whole house and contents.

An
Energy
Upgrade
California™
Program
Authorized
Contractor



CK Case Study #3

- Bio marker results after moving into the clean camper levels improved by 28%.
- Post HP/Decon chamber after 60 days bio marker levels improved by 71%.
- Client's husband commented that "she's the best she's been in over four years". ☺

An
Energy
Upgrade
California™
Program
Authorized
Contractor





CK Case Study #3

- HP techniques are vital to reduce cross contamination. (HP= home performance=air sealing, duct sealing??)
- Using a clean, sealed air source is vital.
- There is a direct correlation between the implementation of HP techniques and patient bio markers.
- Using a decon chamber reduces cross contamination from outside source.

An
Energy
Upgrade
California™
Program
Authorized
Contractor



What Causes Mold to Grow?

- Plumbing leaks
- Plumbing back-ups
- Roof leaks
- Window leaks
- Wind Driven Rain
- Plants
- Washer Hose leaks
- Ice Maker Leaks
- Reverse Osmosis Leak
- Grading and Drainage
- Shower pans
- Shower vapor
- Lack of Exhaust Fans

An
Energy
Upgrade
California™
Program
Authorized
Contractor



Mold Mitigation Strategies:

- Eliminate water leaks!!
- Open the windows!
- PREVENTATIVE MEASURE: Heat Recovery Ventilation: HRV's offer balanced ventilation that draws in fresh air and pumps out excess moisture without losing all the heat.



An
Energy
Upgrade
California™
Program
Authorized
Contractor



Repairs that Improve Air Quality also Save Energy

- Air sealing (the building envelope)
- Duct sealing
- Changing out leaking recessed can lights
- Installing sealed combustion appliances
- Installing ERV ventilators
- Installing CO monitors
- Eliminating asbestos hazards

All of these repairs qualify for energy grants

An
Energy
Upgrade
California™
Program
Authorized
Contractor





Thank You for Coming!

**CK Builders, Inc.
Green Remodels
Zero Energy Custom Homes
Energy Upgrades**

**An
Energy
Upgrade
California™
Program
Authorized
Contractor**



**(805) 438-3087
Cindy@CKbuilders.net
Ckbuilders.net**

Lic#786754